

5-26-2009

Measurement of $\nu\mu$ and νe events in an off-axis horn-focused neutrino beam

P. Adamson
Fermi National Accelerator Laboratory

A. A. Aguilar-Arevalo
Columbia University

C. E. Anderson
Yale University

A. O. Bazarko
Princeton University

M. Bishai
Brookhaven National Laboratory

See next page for additional authors

Follow this and additional works at: https://repository.lsu.edu/physics_astronomy_pubs

Recommended Citation

Adamson, P., Aguilar-Arevalo, A., Anderson, C., Bazarko, A., Bishai, M., Brice, S., Brown, B., Bugel, L., Cao, J., Choudhary, B., Coney, L., Conrad, J., Cox, D., Curioni, A., Djurcic, Z., Finley, D., Fleming, B., Ford, R., Gallagher, H., Garcia, F., Garvey, G., Green, C., Green, J., Harris, D., Hart, T., Hawker, E., Hlyen, J., Imlay, R., Johnson, R., Karagiorgi, G., Kasper, P., Katori, T., & Kobilarcik, T. (2009). Measurement of $\nu\mu$ and νe events in an off-axis horn-focused neutrino beam. *Physical Review Letters*, 102 (21) <https://doi.org/10.1103/PhysRevLett.102.211801>

This Article is brought to you for free and open access by the Department of Physics & Astronomy at LSU Scholarly Repository. It has been accepted for inclusion in Faculty Publications by an authorized administrator of LSU Scholarly Repository. For more information, please contact ir@lsu.edu.

Authors

P. Adamson, A. A. Aguilar-Arevalo, C. E. Anderson, A. O. Bazarko, M. Bishai, S. J. Brice, B. C. Brown, L. Bugel, J. Cao, B. C. Choudhary, L. Coney, J. M. Conrad, D. C. Cox, A. Curioni, Z. Djurcic, D. A. Finley, B. T. Fleming, R. Ford, H. R. Gallagher, F. G. Garcia, G. T. Garvey, C. Green, J. A. Green, D. Harris, T. L. Hart, E. Hawker, J. Hlyen, R. Imlay, R. A. Johnson, G. Karagiorgi, P. Kasper, T. Katori, and T. Kobilarcik



MIT Open Access Articles

Measurement of ν_{μ} and ν_e Events in an Off-Axis Horn-Focused Neutrino Beam

The MIT Faculty has made this article openly available. **Please share** how this access benefits you. Your story matters.

Citation	Adamson, P. et al. "Measurement of ν_{μ} and ν_e Events in an Off-Axis Horn-Focused Neutrino Beam." Physical Review Letters 102.21 (2009): 211801. © 2009 The American Physical Society
As Published	http://dx.doi.org/10.1103/PhysRevLett.102.211801
Publisher	American Physical Society
Version	Final published version
Citable link	http://hdl.handle.net/1721.1/51836
Terms of Use	Article is made available in accordance with the publisher's policy and may be subject to US copyright law. Please refer to the publisher's site for terms of use.

Measurement of ν_μ and ν_e Events in an Off-Axis Horn-Focused Neutrino Beam

P. Adamson,⁸ A. A. Aguilar-Arevalo,^{6,*} C. E. Anderson,²² A. O. Bazarko,¹⁵ M. Bishai,² S. J. Brice,⁸ B. C. Brown,⁸ L. Bugel,⁶ J. Cao,¹³ B. C. Choudhary,⁸ L. Coney,⁶ J. M. Conrad,¹⁴ D. C. Cox,¹⁰ A. Curioni,²² Z. Djurcic,⁶ D. A. Finley,⁸ B. T. Fleming,²² R. Ford,⁸ H. R. Gallagher,¹⁸ F. G. Garcia,⁸ G. T. Garvey,¹¹ C. Green,^{11,8} J. A. Green,^{10,11} D. Harris,⁸ T. L. Hart,⁵ E. Hawker,²⁰ J. Hylen,⁸ R. Imlay,¹² R. A. Johnson,⁴ G. Karagiorgi,¹⁴ P. Kasper,⁸ T. Katori,¹⁰ T. Kobilarcik,⁸ S. Kopp,¹⁷ I. Kourbanis,⁸ S. Koutsoliotas,³ E. M. Laird,¹⁵ S. K. Linden,²² J. M. Link,¹⁹ Y. Liu,¹³ Y. Liu,¹ L. Loiacono,¹⁷ W. C. Louis,¹¹ A. Marchionni,⁸ K. B. M. Mahn,⁶ W. Marsh,⁸ G. McGregor,¹¹ M. D. Messier,¹⁰ W. Metcalf,¹² P. D. Meyers,¹⁵ F. Mills,⁸ G. B. Mills,¹¹ J. Monroe,¹⁴ C. D. Moore,⁸ J. K. Nelson,²¹ R. H. Nelson,⁵ V. T. Nguyen,¹⁴ P. Nienaber,¹⁶ J. A. Nowak,¹² S. Ouedraogo,¹² R. B. Patterson,¹⁵ Z. Pavlovic,¹⁷ D. Perevalov,¹ C. C. Polly,¹⁰ E. Prebys,⁸ J. L. Raaf,⁴ H. Ray,^{11,9} B. P. Roe,¹³ A. D. Russell,⁸ V. Sandberg,¹¹ R. Schirato,¹¹ D. Schmitz,⁶ M. H. Shaevitz,⁶ F. C. Shoemaker,¹⁵ W. Smart,⁸ D. Smith,⁷ M. Sodeberg,²² M. Sorel,⁶ P. Spentzouris,⁸ I. Stancu,¹ R. J. Stefanski,⁸ M. Sung,¹² H. A. Tanaka,¹⁵ R. Tayloe,¹⁰ M. Tzanov,⁵ P. Vahle,²¹ R. Van de Water,¹¹ B. Viren,² M. O. Wascko,^{12,†} D. H. White,¹¹ M. J. Wilking,⁵ H. J. Yang,¹³ F. X. Yumiceva,²¹ G. P. Zeller,^{6,11} E. D. Zimmerman,⁵ and R. Zwaska⁸

¹University of Alabama, Tuscaloosa, Alabama 35487, USA

²Brookhaven National Laboratory, Upton, New York 11973, USA

³Bucknell University, Lewisburg, Pennsylvania 17837, USA

⁴University of Cincinnati, Cincinnati, Ohio 45221, USA

⁵University of Colorado, Boulder, Colorado 80309, USA

⁶Columbia University, New York, New York 10027, USA

⁷Embry-Riddle Aeronautical University, Prescott, Arizona 86301, USA

⁸Fermi National Accelerator Laboratory, Batavia, Illinois 60510, USA

⁹University of Florida, Gainesville, Florida 32611, USA

¹⁰Indiana University, Bloomington, Indiana 47405, USA

¹¹Los Alamos National Laboratory, Los Alamos, New Mexico 87545, USA

¹²Louisiana State University, Baton Rouge, Louisiana 70803, USA

¹³University of Michigan, Ann Arbor, Michigan 48109, USA

¹⁴Massachusetts Institute of Technology, Cambridge, Massachusetts 02139, USA

¹⁵Princeton University, Princeton, New Jersey 08544, USA

¹⁶Saint Mary's University of Minnesota, Winona, Minnesota 55987, USA

¹⁷University of Texas, Austin, Texas 78712, USA

¹⁸Tufts University, Medford, Massachusetts 02155, USA

¹⁹Virginia Polytechnic Institute and State University, Blacksburg, Virginia 24061, USA

²⁰Western Illinois University, Macomb, Illinois 61455, USA

²¹College of William & Mary, Williamsburg, Virginia 23187, USA

²²Yale University, New Haven, Connecticut 06520, USA

(Received 12 September 2008; published 28 May 2009)

We report the first observation of off-axis neutrino interactions in the MiniBooNE detector from the NuMI beam line at Fermilab. The MiniBooNE detector is located 745 m from the NuMI production target, at 110 mrad angle (6.3°) with respect to the NuMI beam axis. Samples of charged-current quasielastic ν_μ and ν_e interactions are analyzed and found to be in agreement with expectation. This provides a direct verification of the expected pion and kaon contributions to the neutrino flux and validates the modeling of the NuMI off-axis beam.

DOI: 10.1103/PhysRevLett.102.211801

PACS numbers: 14.60.Lm, 13.15.+g, 25.30.Pt, 29.27.-a

Conventional neutrino beams from high-energy proton accelerators serve as important tools for studying neutrino characteristics and the fundamental properties of matter involving interactions of neutrinos. Such beams typically arise from the two-body decays of π and K mesons produced by a proton beam impinging upon a nuclear target. The mesons leave the target with a significant angular divergence. The flux of neutrinos in such a wide band beam at distance d from the meson decay point and at an

angle θ with respect to the parent meson direction is given by

$$\Phi_\nu \approx \frac{1}{4\pi d^2} \left(\frac{2\gamma}{1 + \gamma^2 \theta^2} \right)^2, \quad (1)$$

where γ is the Lorentz boost factor of mesons [1]. To obtain a more intense neutrino flux, it is essential to focus the mesons produced in the target. To accomplish this, neutrino experiments such as MiniBooNE [2] and the

main injector neutrino oscillation search (MINOS) [3] use focusing magnetic horns to direct the mesons toward downstream detectors. The energy of ν_μ 's from two-body decays is given by

$$E_\nu \approx \frac{(1 - \frac{m_\mu^2}{m_{\pi,K}^2})E_{\pi,K}}{1 + \gamma^2 \tan^2 \theta}, \quad (2)$$

where $m_{\pi,K}$ ($E_{\pi,K}$) is the mass (energy) of the π (K) parent and m_μ is the muon mass. Brookhaven experiment E889 proposed [4] an off-axis beam because, at a suitable off-axis angle θ , the neutrino flux is confined to a relatively narrow band of energies, which is useful in limiting backgrounds in searches for the oscillation transition $\nu_\mu \rightarrow \nu_e$. Future neutrino oscillation searches by the Tokai-to-Kamioka [5] and the NuMI off-axis ν_e appearance (NO ν A) [6] experiments plan to use off-axis horn-focused beams.

The MiniBooNE detector, located at an angle of 110 mrad (6.3°) with respect to the NuMI beam axis (see Fig. 1), provides a unique opportunity to perform the first measurement of neutrino interactions from an off-axis horn-focused beam. In addition to demonstrating the off-axis beam concept, the measurement verifies the predicted fluxes from π and K parents in the NuMI beam and probes the off-axis intrinsic ν_e contamination, required for future $\nu_\mu \rightarrow \nu_e$ appearance searches.

The NuMI beam points toward the MINOS Far Detector, located in the Soudan Laboratory in Minnesota. Neutrinos are produced by 120 GeV protons incident on a carbon target. In the period studied here, the beam intensity was up to 3×10^{13} protons on target per spill at a typical repetition rate of 0.48 Hz. Positive π and K mesons produced in the target are focused down the decay pipe using two magnetic horns. Neutrinos from two-body decays of pions are more forward directed than those from kaons due to the difference in the rest mass of the decaying mesons. As a result,

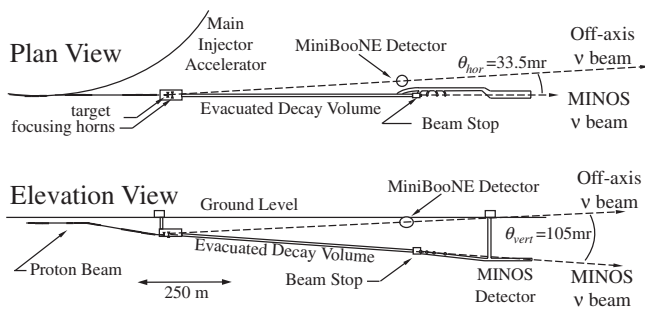


FIG. 1. Plan and elevation views of the NuMI beam line with respect to the MiniBooNE detector. The MiniBooNE detector is located 745 m from the NuMI production target, at 110 mrad (6.3°) with respect to the NuMI beam axis. The length of the NuMI target hall is 45 m; the length of the evacuated decay volume is 675 m, and the distance from the target to the MINOS Near Detector is 1040 m.

the off-axis component coming from pions is suppressed relative to the kaon component. Decay in flight of poorly focused pions can occur only close to the NuMI target, since they are stopped by shielding around the target area. The NuMI beam also provides a large sample of ν_e events in the MiniBooNE detector. The ν_e 's result primarily from the three-body decay of kaons and thus have a wider range of energies. The stability of the neutrino beam is monitored using the muon monitors at the end of the decay pipe and the MINOS Near Detector. The direction of the neutrino beam, its intensity, and its energy spectrum were all found to be very stable over the data taking period [3].

Detailed GEANT3-based [7] Monte Carlo (MC) simulations of the beam, including secondary particle production, particle focusing, and transport, are performed to calculate the flux as a function of neutrino flavor and energy. The yield of pions and kaons from the NuMI target is calculated using the FLUKA cascade model [8]. The beam modeling includes downstream interactions in material other than the target that produce hadrons decaying to neutrinos. These interactions are modeled using a GEANT3 simulation, configured to use either GFLUKA [7] or GCALOR [9] cascade models. The NuMI neutrino flux at the MiniBooNE detector is shown in Fig. 2. Pions (kaons) produce neutrinos with average energies of about 0.25 GeV (2 GeV).

These neutrinos are detected in the MiniBooNE detector [10], which is a 12.2 m spherical tank filled with 800 tons of pure mineral oil. The detector triggers on every NuMI beam spill, and the detector activity is recorded in a 19.2 μ s window beginning about 1 μ s before the start of a ~ 10 μ s wide spill. The stability of the NuMI beam was confirmed by studying the rate of neutrino events in the MiniBooNE detector as a function of time. The time and charge of photomultiplier tubes (PMTs) in the detector are used to reconstruct the interaction point, event time, energies, and particle tracks resulting from neutrino interactions. Neutrino interactions in the detector are simulated with the NUANCE event generator package [11], with modifications to the quasielastic (QE) cross section as de-

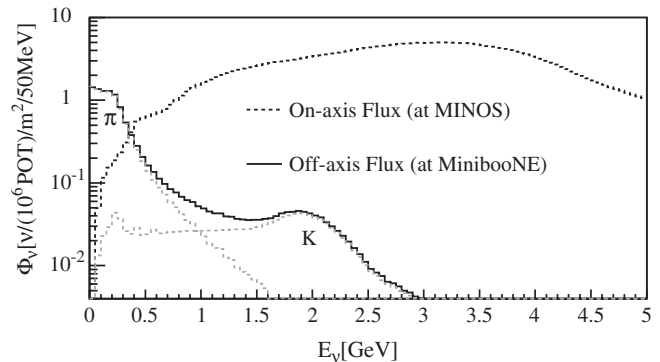


FIG. 2. Comparison of the predicted NuMI off-axis and on-axis fluxes including all neutrino species. The off-axis flux is separated into contributions from charged π and K parents.

scribed in Ref. [12]. Particles generated by NUANCE are propagated through the detector, using a GEANT3-based simulation which describes the emission of optical and near-UV photons via Cherenkov radiation and scintillation. Neutrino induced events are identified by requiring the event to occur during the NuMI beam spill, after rejection of cosmic ray muons and muon decay electrons [2]. For the sample satisfying these selection criteria, NuMI neutrinos are predicted to interact via charged-current (CC) QE scattering (39%), CC single pion production (31%), neutral current (NC) single pion production (14%), multipion production (9%), deep inelastic scattering (4%), and other interactions (3%). The predicted event composition is $\nu_\mu:\bar{\nu}_\mu:\nu_e:\bar{\nu}_e \sim 0.81:0.13:0.05:0.01$.

The data set analyzed here corresponds to 1.42×10^{20} protons delivered to the NuMI target from June 22, 2005 to March 2, 2007. The MC prediction in all cases has been normalized to this number of protons. There is a 2% uncertainty in the number of protons on target. Neutrino interactions are identified with the likelihood-based algorithm used in Ref. [2].

The high rate and simple topology of ν_μ CCQE events provides a useful sample for understanding the ν_μ spectrum and verifying the MC prediction for ν_e production. The identification of ν_μ CCQE events is based upon the detection of the primary stopping muon and the associated decay electron as two distinct time-related clusters of PMT hits, called “subevents”: $\nu_\mu + n \rightarrow \mu^- + p$ and $\mu^- \rightarrow e^- + \nu_\mu + \bar{\nu}_e$. We require the first subevent to have a reconstructed position within 5 m of the center of the detector. The decay electron requirement substantially reduces CC single π^+ contamination because most CC π^+ events contain a second decay electron from the π^+ to μ decay chain. Additional rejection of non- ν_μ CCQE events in the sample is achieved by a requirement on the relative μ and e likelihoods, maximized under a given particle hypothesis, $\log(L_e/L_\mu) < 0.02$. This selection criterion is 24% efficient in selecting ν_μ CCQE candidates, resulting in a 69% pure ν_μ CCQE sample. The most significant background contribution to the ν_μ CCQE sample results from CC single π^+ production (78%) where the π^+ is undetected. A total of 17 659 data events pass this ν_μ CCQE selection criteria, compared to the prediction of $18\,247 \pm 3189$ in the $0.2 < E_\nu < 3.0$ GeV range; the uncertainty includes systematic errors associated with the neutrino flux, neutrino cross sections, and detector modeling.

The flux uncertainties include particle production in the NuMI target, modeling of the downstream interactions, and kaons stopped in the NuMI beam dump. The flux uncertainty also includes the uncertainty arising from possible misalignment of the target, the focusing horns, and the shielding blocks although this was found to have a small effect on the off-axis neutrino flux [13,14]. The π and K

yields off the target were tuned to match the observed neutrino event rates in the MINOS Near Detector [3], where the same meson decays produce significantly higher-energy neutrinos. Such tuning has a negligible effect on the off-axis beam at MiniBooNE. However, the difference between the tuned and the untuned π and K yields was treated as an additional systematic effect. Further details of systematic uncertainties considered may be found in Ref. [3], though it is important to note that the magnitudes of these systematic uncertainties due to the flux are smaller in the off-axis case. The cross-section uncertainties are quantified by varying the underlying model parameters constrained by either external or Booster neutrino beam (BNB) data. Uncertainties in the parameters describing the optical properties of the MiniBooNE detector are constrained by external measurements of the oil properties and by fits to calibration samples of events in the BNB data sample [2].

Reconstructed ν_μ CCQE event kinematics include the muon energy E_μ and the muon angle with respect to the neutrino beam direction θ_μ . For both the data and MC prediction, θ_μ is approximated assuming that all neutrinos arise from meson decays at the NuMI production target. In reality, mesons decay along the NuMI beam line so that the average decay distance from the target is about 70 m. However, given the geometry of the beam line with respect to the detector (see Fig. 1), such an off-axis angle change is well within the angular resolution of the detector ($\sim 2^\circ$). Based on these reconstructed quantities, the neutrino energy E_ν is calculated assuming two-body kinematics:

$$E_\nu = \frac{1}{2} \frac{2M_p E_\mu - m_\mu^2}{M_p - E_\mu + \sqrt{(E_\mu^2 - m_\mu^2)} \cos\theta_\mu}, \quad (3)$$

where M_p is the proton mass. The E_ν resolution of NuMI neutrinos in MiniBooNE is $\sim 12\%$ at 1 GeV. The E_ν distribution of selected ν_μ CCQE events is shown in Fig. 3, along with the MC prediction, separated into contributions from target pions, target kaons, and nontarget sources. About 50% of the events in the ν_μ CCQE sample originate from parents produced in nontarget materials. Predicted pion and kaon contributions, in two energy regions, are given in Table I. Systematic uncertainties of the predicted event rates are given in Table II. The agreement between data and the prediction of the neutrino flux from π and K parents indicates that the NuMI beam modeling provides a good description of the observed off-axis ν_μ flux in MiniBooNE.

A measurement of the target kaon flux is performed using the ν_μ CCQE sample. For this purpose the MC prediction is divided into four templates: neutrinos from kaons produced in the NuMI target (shown in Fig. 3), neutrinos from pions produced in the NuMI target (also shown in Fig. 3), neutrinos from kaons produced in nontarget materials (i.e., downstream), and neutrinos from

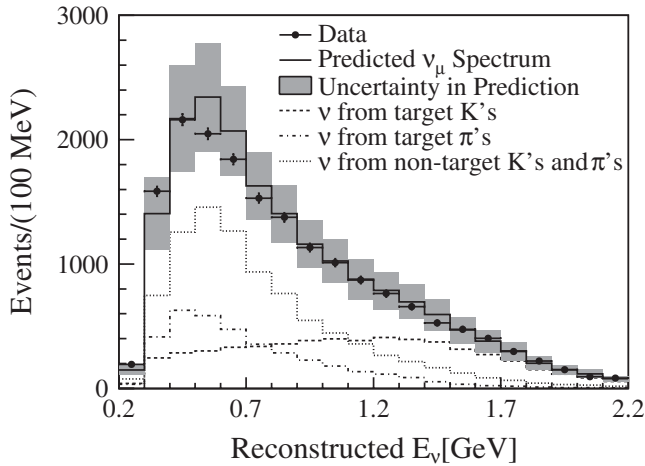


FIG. 3. Reconstructed E_ν distribution of ν_μ CCQE events. The band indicates the total systematic uncertainty associated with the MC prediction. The prediction is separated into contributions from kaon parents produced in the NuMI target, pion parents produced in the NuMI target, and kaon and pion parents produced in nontarget materials.

pions produced in nontarget materials. Neutrinos from target kaons dominate the event rate in the $E_\nu > 1.2$ GeV region. The predicted target kaon fraction in this energy range is 83% of the selected sample. In order to get a clean measurement of the target kaon contribution, events with neutrino energies above 1.2 GeV are selected and a MC template fit to the data is performed. In the fit, the predicted target kaon component includes uncertainties associated with the neutrino cross-section model and detector modeling; other MC components include these sources of error as well as flux uncertainties. After fitting the target kaon component of the MC prediction to the data, with the other MC components fixed to their initial values, the fit yields a kaon flux that is 1.14 ± 0.22 compared to the initial MC prediction. The fit has a χ^2 of 9.8 for 10 degrees of freedom. Therefore, the measured flux of kaons from the NuMI target is consistent with the prediction derived from the FLUKA cascade model [8]. This measurement is valuable as a check of kaon production which can provide a background in searches for $\nu_\mu \rightarrow \nu_e$ transition in the NuMI beam.

The ν_e CCQE events consist of a single subevent of PMT hits ($\nu_e + n \rightarrow e^- + p$). In 8% of ν_μ CCQE events, the μ^- is captured on carbon, resulting in a single subevent. These events are removed with an energy-dependent

TABLE I. Observed and predicted ν_μ -like events in two energy bins. The predicted events are further separated into contributions from kaon and pion parents of neutrinos.

E_ν (GeV)	Data	MC prediction	π	K
0.2–0.9	10734 ± 104	11169 ± 1989	7635	3534
0.9–3.0	6925 ± 83	7078 ± 1354	1884	5194

TABLE II. Systematic uncertainties of the predicted event rate in the full energy range and in two E_ν bins, for CCQE ν_μ and ν_e samples.

Event sample	Systematic error component	E_ν (GeV)		
		0.2–3.0	0.2–0.9	0.9–3.0
ν_μ	Flux (%)	6.9	7.2	9.0
	Cross section (%)	15.7	15.9	16.2
	Detector (%)	3.2	3.6	4.6
	Total (%)	17.5	17.8	19.1
ν_e	Flux (%)	9.8	8.5	11.9
	Cross section (%)	14.6	14.2	15.6
	Detector (%)	8.5	10.0	8.9
	Total (%)	19.5	19.5	21.8

requirement on the likelihood ratio $\log(L_e/L_\mu)$. The majority of the remaining background is NC π^0 events with only a single reconstructed electromagnetic track that mimics a ν_e CCQE event. To test our NC π^0 prediction, a clean sample of NC π^0 events is reconstructed, as shown in Fig. 4. This sample demonstrates good agreement between data and the MC prediction. About 30% of the events in the NC π^0 sample originate from parents produced in nontarget materials. The majority of π^0 events in the ν_e CCQE sample are rejected by requirements on the reconstructed π^0 mass and the electron to pion likelihood ratio, applied as a function of visible energy.

A source of low-energy ν_e events arises from the decay of stopped kaons in the beam stop at the end of the NuMI beam line, which is under the MiniBooNE detector (see Fig. 1), 83 m from its center. Given the kinematics of stopped kaon decay, all ν_e 's from this source will have visible energies (E_e) below 200 MeV. A requirement $E_e > 200$ MeV effectively removes this source. A total of

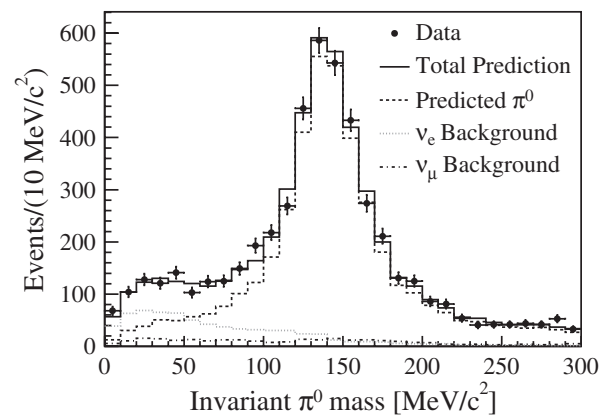


FIG. 4. Mass distribution of NC π^0 candidates for data (points) and the MC prediction (solid histogram). The dashed histogram is the subset of predicted events with at least one true π^0 . Predicted non- π^0 backgrounds are either from ν_μ and $\bar{\nu}_\mu$ (dashed-dotted line) or ν_e and $\bar{\nu}_e$ (dotted line) interactions. Kaon parents contribute 84% of the events in this sample.

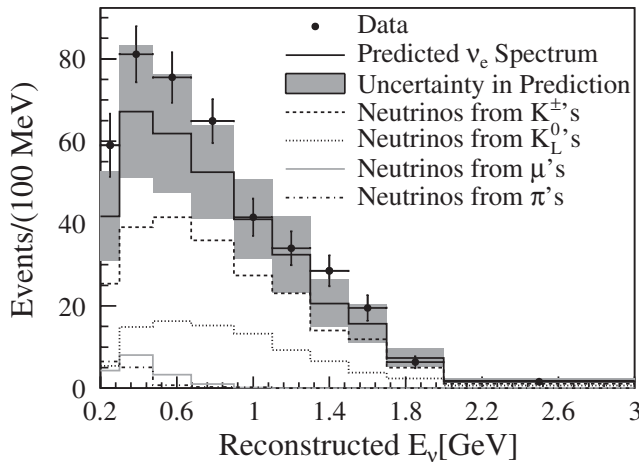


FIG. 5. Reconstructed E_ν distribution of ν_e CCQE candidates. The prediction is separated into contributions from neutrino parents. The band indicates the total systematic uncertainty associated with the MC prediction. Kaon parents contribute 93% of the events in this sample.

780 data events pass all of the ν_e CCQE selection criteria. The MC prediction is 660 ± 129 with a ν_e CCQE efficiency of 32% and purity of 70%. About 38% of the events in the ν_e CCQE sample originate from parents produced in nontarget materials. The corresponding energy distribution is shown in Fig. 5, and the uncertainties on the predicted event rate are given in Table II. To facilitate further comparison, the low- and high-energy regions are divided at 0.9 GeV, and the numbers of data and MC events in these two regions are provided in Table III. The data with $E_\nu < 0.9$ GeV are systematically above the prediction at the 1.2σ level.

The results of the measurements described here show that reliable predictions for an off-axis beam can be made. However, it should be noted that the MiniBooNE experiment was not constructed as an off-axis detector for NuMI but rather an on-axis detector for the BNB. The uncertainties in the neutrino flux presented here are substantially higher than might be expected in a long-baseline off-axis neutrino experiment, due to the close proximity of the MiniBooNE detector to the decay pipe and beam dump and the hadronic interactions therein which produce neutrinos. Consideration of such items will be important for future experiments being proposed or executed [5,6,15].

In summary, we have presented the first observation and analysis of neutrino interactions with an off-axis horn-

TABLE III. Observed and predicted ν_e -like events in two energy bins. The predicted events are further separated into intrinsic ν_e (and $\bar{\nu}_e$) and ν_μ (and $\bar{\nu}_\mu$) components.

E_ν (GeV)	Data	MC prediction	$\nu_e + \bar{\nu}_e$	$\nu_\mu + \bar{\nu}_\mu$
0.2–0.9	496 ± 22	401 ± 78	311	90
0.9–3.0	284 ± 17	259 ± 56	231	28

focused neutrino beam. The agreement between data and prediction in the ν_μ and ν_e CCQE samples demonstrates a good understanding of both pion and kaon contributions to the beam. This represents a successful demonstration of an off-axis neutrino beam at 110 mrad and provides a clear proof of principle of the off-axis beam concept planned for use in future neutrino experiments.

We acknowledge the support of Fermilab, the Department of Energy, and the National Science Foundation.

*Present address: Instituto de Ciencias Nucleares, UNAM, D.F., Mexico.

†Present address: Imperial College London, London, United Kingdom.

- [1] S. Kopp, Phys. Rep. **439**, 101 (2007).
- [2] A. A. Aguilar-Arevalo *et al.*, Phys. Rev. Lett. **98**, 231801 (2007).
- [3] P. Adamson *et al.*, Phys. Rev. D **77**, 072002 (2008).
- [4] D. Beavis *et al.*, Report No. BNL-52459, 1995.
- [5] Y. Itow *et al.*, arXiv:hep-ex/0106019.
- [6] D. Ayres *et al.*, FERMILAB-DESIGN-2007-01.
- [7] CERN Program Library Long Writeup W5013, 1993.
- [8] A. Fasso *et al.*, CERN-2005-10, INFN/TC_05/11, and SLAC-R-773, 2005.
- [9] C. Zeitnitz and T. A. Gabriel, Nucl. Instrum. Methods Phys. Res., Sect. A **349**, 106 (1994).
- [10] A. A. Aguilar-Arevalo *et al.*, Nucl. Instrum. Methods Phys. Res., Sect. A **599**, 28 (2009).
- [11] D. Casper, Nucl. Phys. B, Proc. Suppl. **112**, 161 (2002).
- [12] A. A. Aguilar-Arevalo *et al.*, Phys. Rev. Lett. **100**, 032301 (2008).
- [13] R. Zwaska *et al.*, Nucl. Instrum. Methods Phys. Res., Sect. A **568**, 548 (2006).
- [14] Z. Pavlovic, Ph.D. thesis, University of Texas at Austin, 2008.
- [15] V. Barger *et al.*, FERMILAB-0801-AD-E and BNL-77973-2007-IR.