

6-2021

Louisiana Digital Library Collections As Data Outro Survey: Selected Survey Results to Support Reports and Publications

SL Ziegler
sziegler1@lsu.edu

Leah Powell Duncan
lpowe17@lsu.edu

Elizabeth Joan Kelly

Follow this and additional works at: https://repository.lsu.edu/libraries_pubs



Part of the [Library and Information Science Commons](#)

Recommended Citation

Ziegler, S., Powell Duncan, L., & Kelly, E. J. (2021). Louisiana Digital Library Collections As Data Outro Survey: Selected Survey Results to Support Reports and Publications. Retrieved from https://repository.lsu.edu/libraries_pubs/111

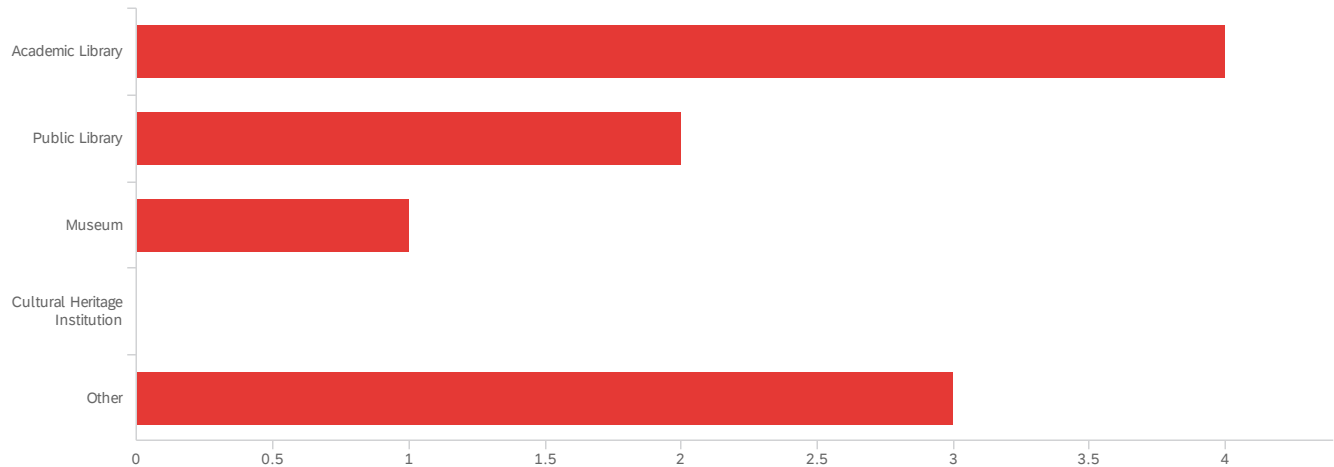
This Report is brought to you for free and open access by the LSU Libraries at LSU Scholarly Repository. It has been accepted for inclusion in Faculty Publications by an authorized administrator of LSU Scholarly Repository. For more information, please contact ir@lsu.edu.

Default Report

CaD Final Survey

October 21, 2021 8:00 AM MDT

Q3 - Which best describes your institution?

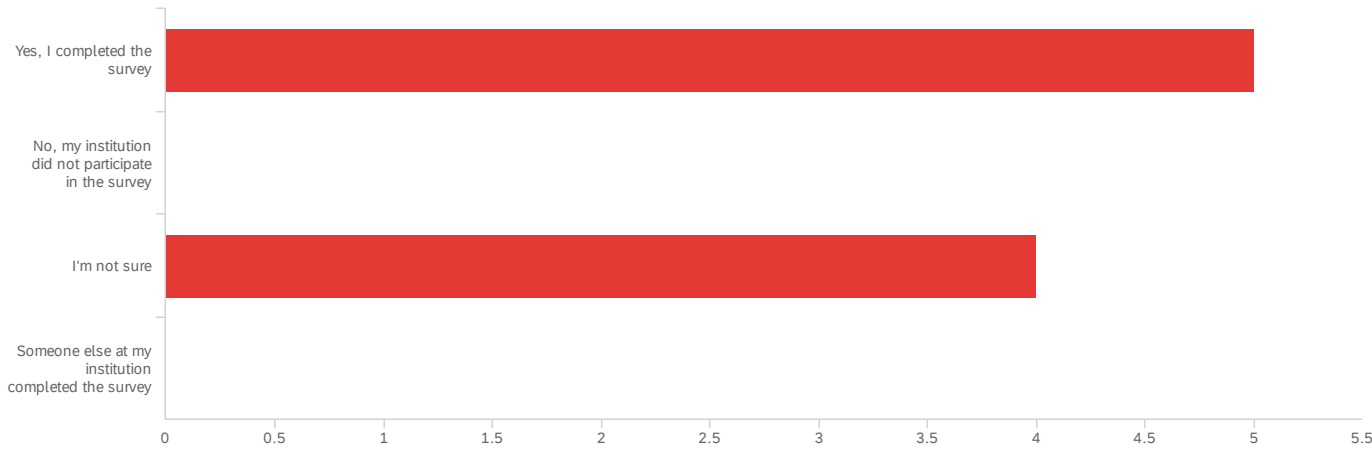


#	Field	Minimum	Maximum	Mean	Std Deviation	Variance	Count
1	Which best describes your institution? - Selected Choice	1.00	5.00	2.60	1.69	2.84	10

#	Field	Choice Count
1	Academic Library	40.00% 4
2	Public Library	20.00% 2
3	Museum	10.00% 1
4	Cultural Heritage Institution	0.00% 0
5	Other	30.00% 3
		10

Showing rows 1 - 6 of 6

Q51 - Did you participate in the introductory survey for the LDL as Data project? (The introductory survey was distributed in February 2020.)



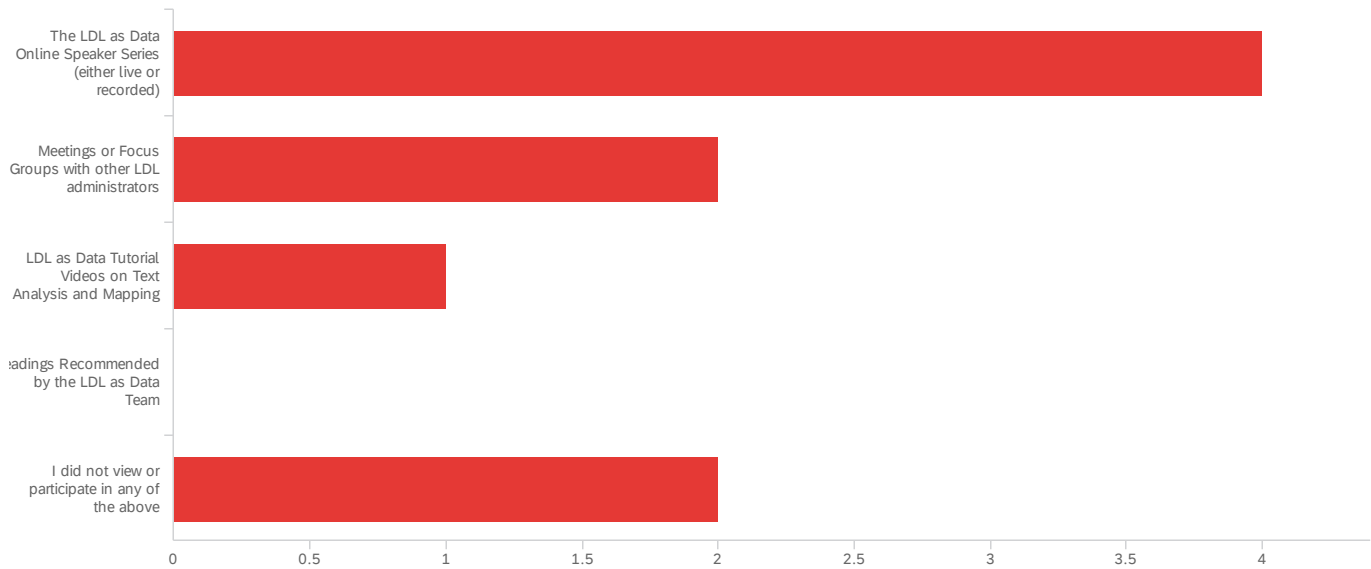
#	Field	Minimum	Maximum	Mean	Std Deviation	Variance	Count
1	Did you participate in the introductory survey for the LDL as Data project? (The introductory survey was distributed in February 2020.)	1.00	3.00	1.89	0.99	0.99	9

#	Field	Choice Count
1	Yes, I completed the survey	55.56% 5
2	No, my institution did not participate in the survey	0.00% 0
3	I'm not sure	44.44% 4
4	Someone else at my institution completed the survey	0.00% 0

9

Showing rows 1 - 5 of 5

Q50 - What aspect of the LDL as Data project did you find most beneficial?



#	Field	Minimum	Maximum	Mean	Std Deviation	Variance	Count
1	What aspect of the LDL as Data project did you find most beneficial?	1.00	5.00	2.33	1.56	2.44	9

#	Field	Choice Count
1	The LDL as Data Online Speaker Series (either live or recorded)	44.44% 4
2	Meetings or Focus Groups with other LDL administrators	22.22% 2
3	LDL as Data Tutorial Videos on Text Analysis and Mapping	11.11% 1
4	Readings Recommended by the LDL as Data Team	0.00% 0
5	I did not view or participate in any of the above	22.22% 2
		9

Showing rows 1 - 6 of 6

Q54 - How did this aspect of the LDL as Data project benefit you?

How did this aspect of the LDL as Data project benefit you?

I would say that there were actually two aspects of the project that were most beneficial to me: meeting with other LDL administrators and the Speaker Series. Meeting with other LDL administrators (along with the knowledge gained from the LDL as Data Speaker Series) benefited me by providing an understanding of the various aspects of data and how we use that data within our institutions and for our users. These meetings gave me a sense of what other LDL administrators were doing individually and as part of the LDL and provided a point of reference for me just starting out as an LDL administrator. Not only did I gain so much value from the collaborative meetings and the Speaker Series as an LDL administrator, but this helped me in assessing our digitization and data needs as an institution relatively new to digitization in general. Starting out as the sole person working on in this area of archives in our institution, I was grateful to have the opportunity to participate in the many offerings of the LDL as Data project. It was beneficial in all of the areas indicated below, some of which I had not even considered when starting our digitization efforts.

By learning about other projects, I was able to take some of the ideas and apply them to my collections.

It was helpful to see those tools being used in a real setting which helped give me some ideas to use the tools and methods on our own collections.

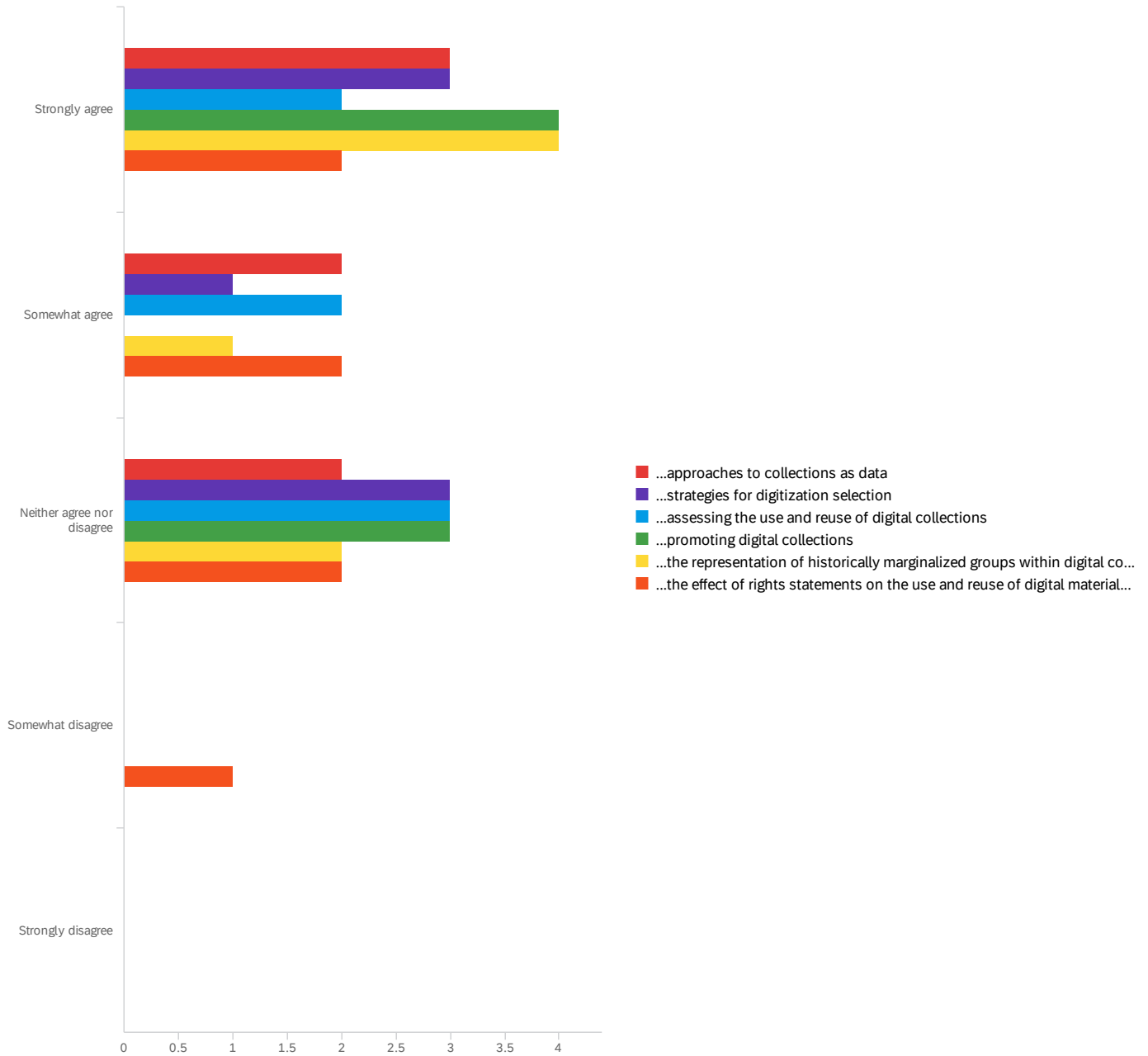
It was great to hear what other institutions are thinking about, several member of my staff participated in sessions and commented on how our practices differ and are similar to other institutions.

I wish I could have chosen All of the Above for the previous page. I enjoyed the speaker series, but also being able to confer with other administrators is always very helpful. I was not able to attend all the speaker series and having a link to go back and view those will be wonderful.

Ideas from other members as beneficial.

Q51 - Indicate the degree to which you agree with the following statements. Each

statement begins, "The LDL as Data project enhanced my understanding of..."



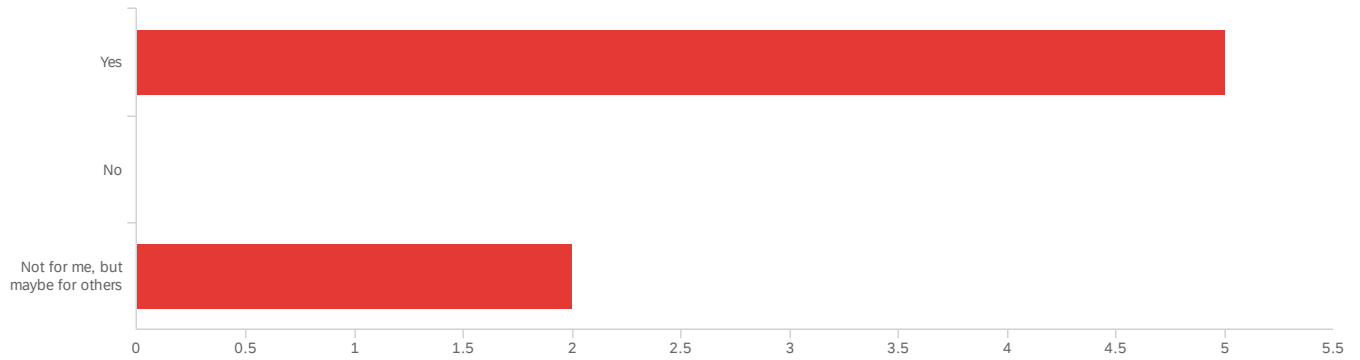
#	Field	Minimum	Maximum	Mean	Std Deviation	Variance	Count
1	...approaches to collections as data	34.00	36.00	34.86	0.83	0.69	7
2	...strategies for digitization selection	34.00	36.00	35.00	0.93	0.86	7
3	...assessing the use and reuse of digital collections	34.00	36.00	35.14	0.83	0.69	7

#	Field	Minimum	Maximum	Mean	Std Deviation	Variance	Count
4	...promoting digital collections	34.00	36.00	34.86	0.99	0.98	7
5	...the representation of historically marginalized groups within digital collections	34.00	36.00	34.71	0.88	0.78	7
6	...the effect of rights statements on the use and reuse of digital materials	34.00	37.00	35.29	1.03	1.06	7

#	Field	Strongly agree	Somewhat agree	Neither agree nor disagree	Somewhat disagree	Strongly disagree	Total
1	...approaches to collections as data	42.86% 3	28.57% 2	28.57% 2	0.00% 0	0.00% 0	7
2	...strategies for digitization selection	42.86% 3	14.29% 1	42.86% 3	0.00% 0	0.00% 0	7
3	...assessing the use and reuse of digital collections	28.57% 2	28.57% 2	42.86% 3	0.00% 0	0.00% 0	7
4	...promoting digital collections	57.14% 4	0.00% 0	42.86% 3	0.00% 0	0.00% 0	7
5	...the representation of historically marginalized groups within digital collections	57.14% 4	14.29% 1	28.57% 2	0.00% 0	0.00% 0	7
6	...the effect of rights statements on the use and reuse of digital materials	28.57% 2	28.57% 2	28.57% 2	14.29% 1	0.00% 0	7

Showing rows 1 - 6 of 6

Q52 - Do you feel that the LDL as Data project helped to build community among LDL contributors/administrators?

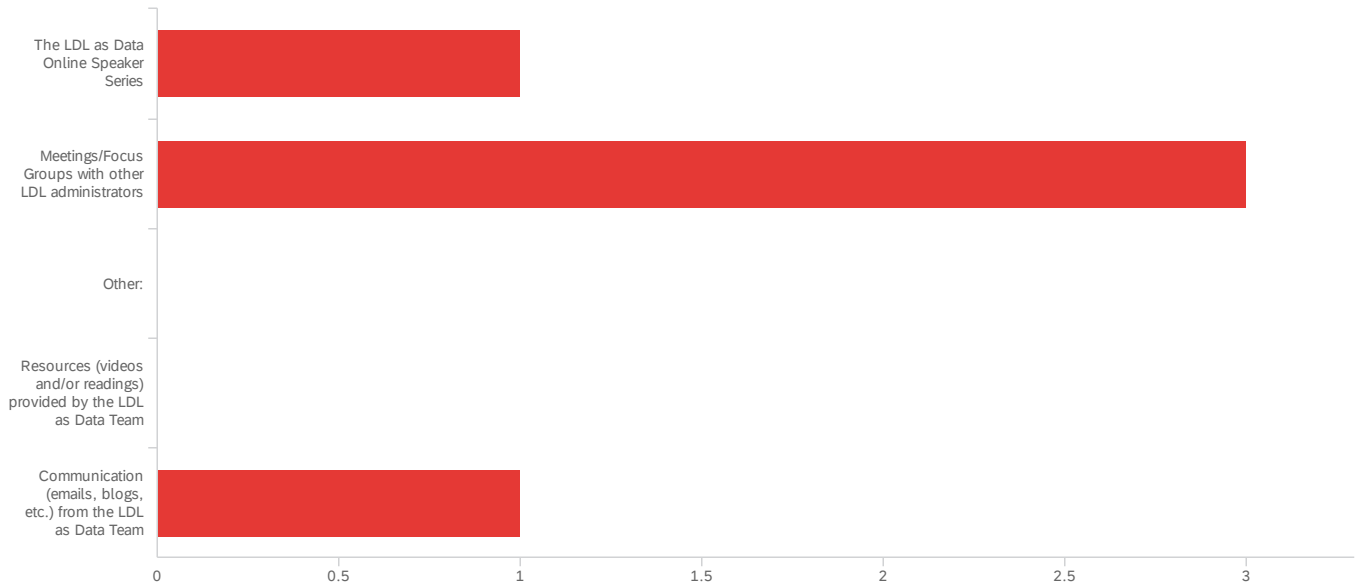


#	Field	Minimum	Maximum	Mean	Std Deviation	Variance	Count
1	Do you feel that the LDL as Data project helped to build community among LDL contributors/administrators?	1.00	3.00	1.57	0.90	0.82	7

#	Field	Choice Count
1	Yes	71.43% 5
2	No	0.00% 0
3	Not for me, but maybe for others	28.57% 2
		7

Showing rows 1 - 4 of 4

Q53 - What aspect of the LDL as Data project did you find most effective in building community among LDL contributors?



#	Field	Minimum	Maximum	Mean	Std Deviation	Variance	Count
1	What aspect of the LDL as Data project did you find most effective in building community among LDL contributors? - Selected Choice	1.00	5.00	2.40	1.36	1.84	5

#	Field	Choice Count
1	The LDL as Data Online Speaker Series	20.00% 1
2	Meetings/Focus Groups with other LDL administrators	60.00% 3
3	Other:	0.00% 0
4	Resources (videos and/or readings) provided by the LDL as Data Team	0.00% 0
5	Communication (emails, blogs, etc.) from the LDL as Data Team	20.00% 1
		5

Showing rows 1 - 6 of 6

Q53_3_TEXT - Other:

Other:

Q55 - We are particularly interested in hearing any additional comments you have regarding the LDL as Data project. Any and all comments/thoughts make a big difference.

Thank you!

We are particularly interested in hearing any additional comments you have...

I think that the Meeting/Focus Groups with other LDL administrators were the most effective in building community among LDL contributors because, which I kind of already covered on the previous page, these meetings helped with gaining an understanding of what LDL administrators were doing individually and as members of the LDL. I think that meeting impressed the significance of streamlining our data practices as LDL contributors and provided assistance and knowledge to those of us who might not otherwise have the opportunity for collaborative efforts within our own institutions. I think that the LDL as Data Online Speaker Series was hugely beneficial particularly in the areas of how we as LDL administrators approach collections as data and use that data for ourselves and users, how we represent historically marginalized groups through digital collections and the importance of the use of rights statements and the use and reuse of digitized material. Other areas of the project that encouraged involvement were a little tricky for me online. I remember when our institution first became LDL members (in pre-Covid times) and I attended the LDL administrators training where the LSU Libraries staff guided us along the process of uploading content and creating data on the LDL, which somehow seemed much easier. But of course having to go online was much preferred than not being able to participate in these opportunities at all. Overall, despite the challenges that the pandemic posed, I think the LDL as Data project continued to provide invaluable assistance to LDL administrators throughout the duration of the project and succeeded in helping me assess the future of how I approach my data efforts in digitization. I certainly think I would have been at much more of a loss without the benefits and knowledge received from the LDL as Data project.

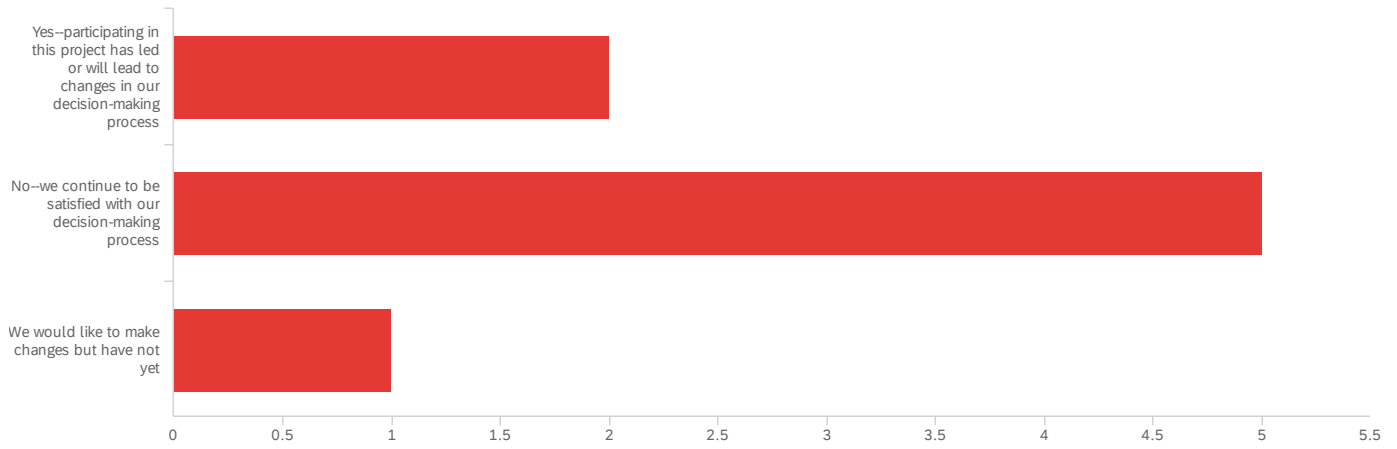
I really think Covid took the wind out of the sails of this project. I think meeting in person would have definitely helped me feel more connected to the program. I wasn't able to attend many of the virtual speaker events but I plan to visit them in the future on YouTube.

I was very pleased with this project and was grateful to be a part of it. I can't stress enough the usefulness of the resources, communications, and collaborations. It has made me a better content administrator.

I haven't really had time to focus on LDL since we joined, and I never got to do the training, probably due to pandemic timing.

The LDL as Data project was great. I was not able to participate in all of the lectures but the topics seemed timely.

Q53 - Has your participation in this project affected how your institution decides (or intends to decide) what to digitize?



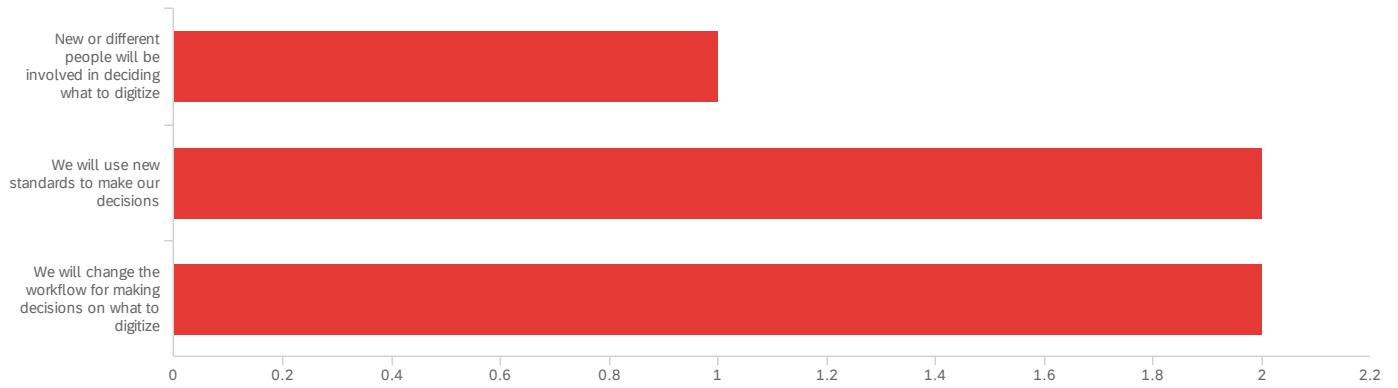
#	Field	Minimum	Maximum	Mean	Std Deviation	Variance	Count
1	Has your participation in this project affected how your institution decides (or intends to decide) what to digitize?	1.00	3.00	1.88	0.60	0.36	8

#	Field	Choice Count
1	Yes--participating in this project has led or will lead to changes in our decision-making process	25.00% 2
2	No--we continue to be satisfied with our decision-making process	62.50% 5
3	We would like to make changes but have not yet	12.50% 1
		8

Showing rows 1 - 4 of 4

Q54 - In what ways have you changed (or plan to change) your decision-making

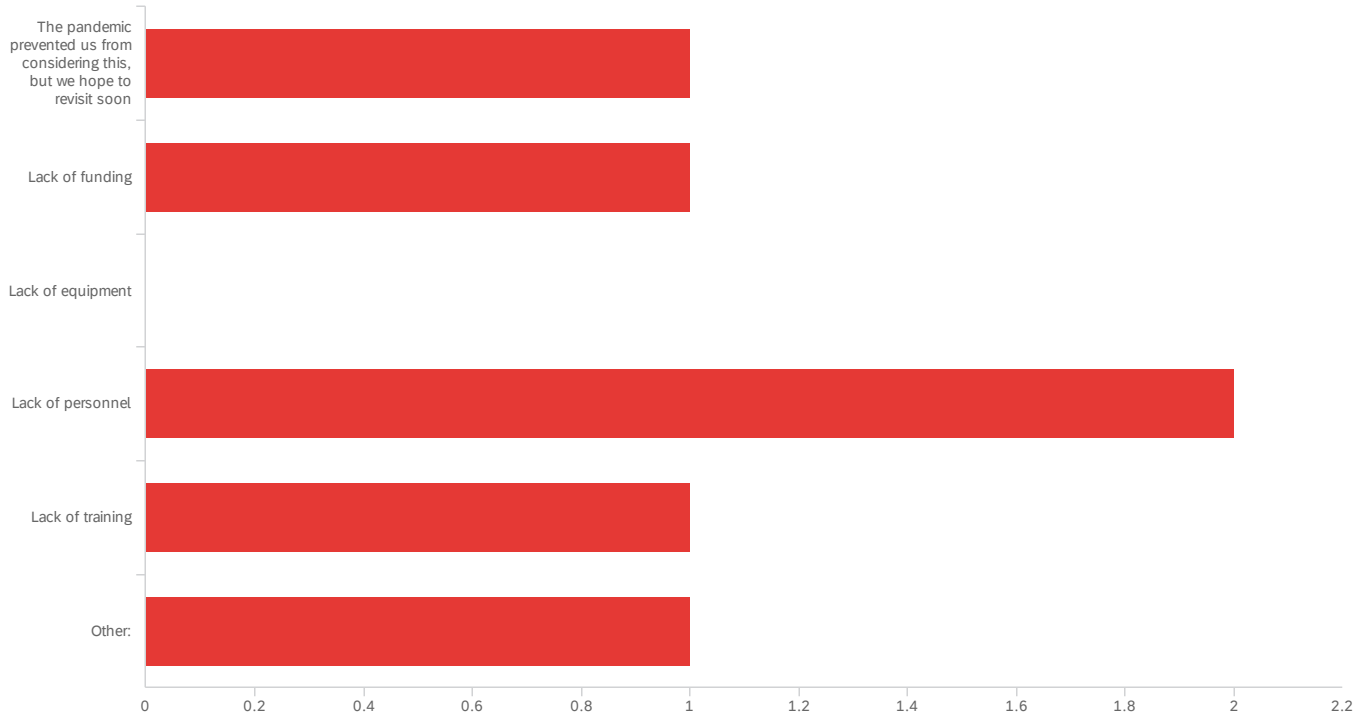
process? Select all that apply.



#	Field	Choice Count
1	New or different people will be involved in deciding what to digitize	20.00% 1
2	We will use new standards to make our decisions	40.00% 2
3	We will change the workflow for making decisions on what to digitize	40.00% 2
		5

Showing rows 1 - 4 of 4

Q55 - Which of the following is/are the major impediment(s) to making the desired changes in your digitization decision-making process? Select all that apply.



#	Field	Choice Count
1	The pandemic prevented us from considering this, but we hope to revisit soon	16.67% 1
2	Lack of funding	16.67% 1
3	Lack of equipment	0.00% 0
4	Lack of personnel	33.33% 2
5	Lack of training	16.67% 1
6	Other:	16.67% 1

6

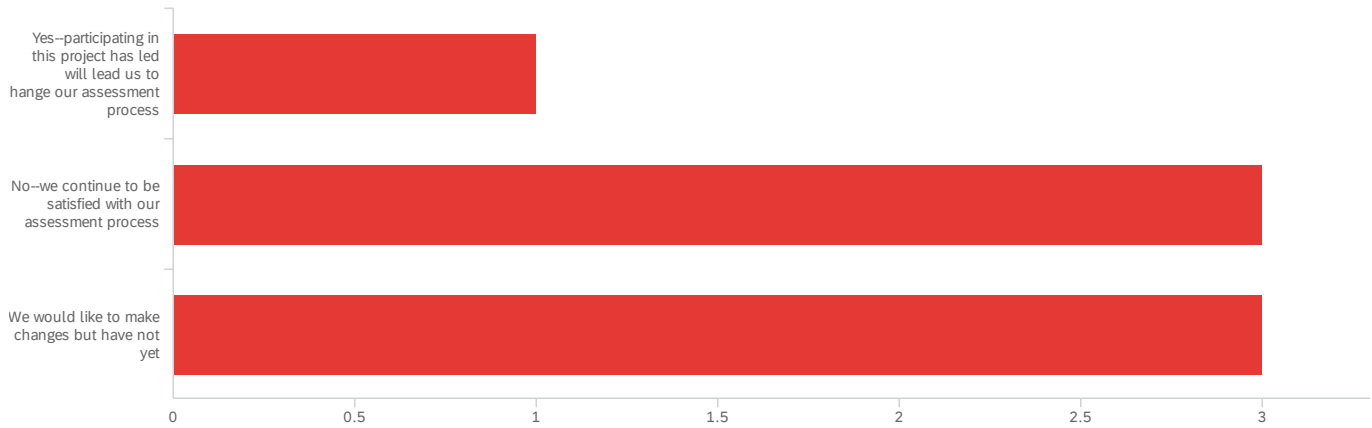
Showing rows 1 - 7 of 7

Q55_6_TEXT - Other:

Other:

Lack of time (multiple duties outside of digitization efforts)

Q56 - Has your participation in this project affected how your institution assesses (or intends to assess) the content and/or scope of your current digital collections?

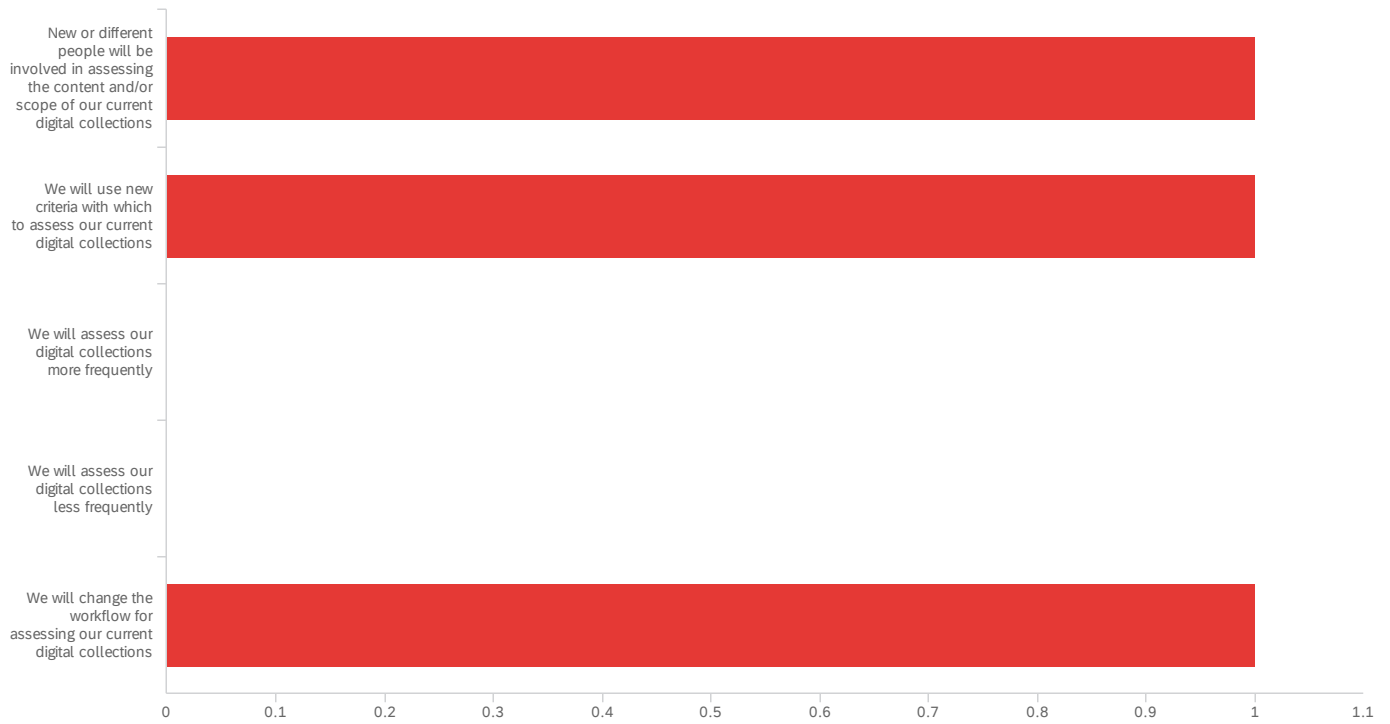


#	Field	Minimum	Maximum	Mean	Std Deviation	Variance	Count
1	Has your participation in this project affected how your institution assesses (or intends to assess) the content and/or scope of your current digital collections?	1.00	3.00	2.29	0.70	0.49	7

#	Field	Choice Count
1	Yes--participating in this project has led will lead us to change our assessment process	14.29% 1
2	No--we continue to be satisfied with our assessment process	42.86% 3
3	We would like to make changes but have not yet	42.86% 3
		7

Showing rows 1 - 4 of 4

Q57 - In what ways will you change your assessment process? Select all that apply.

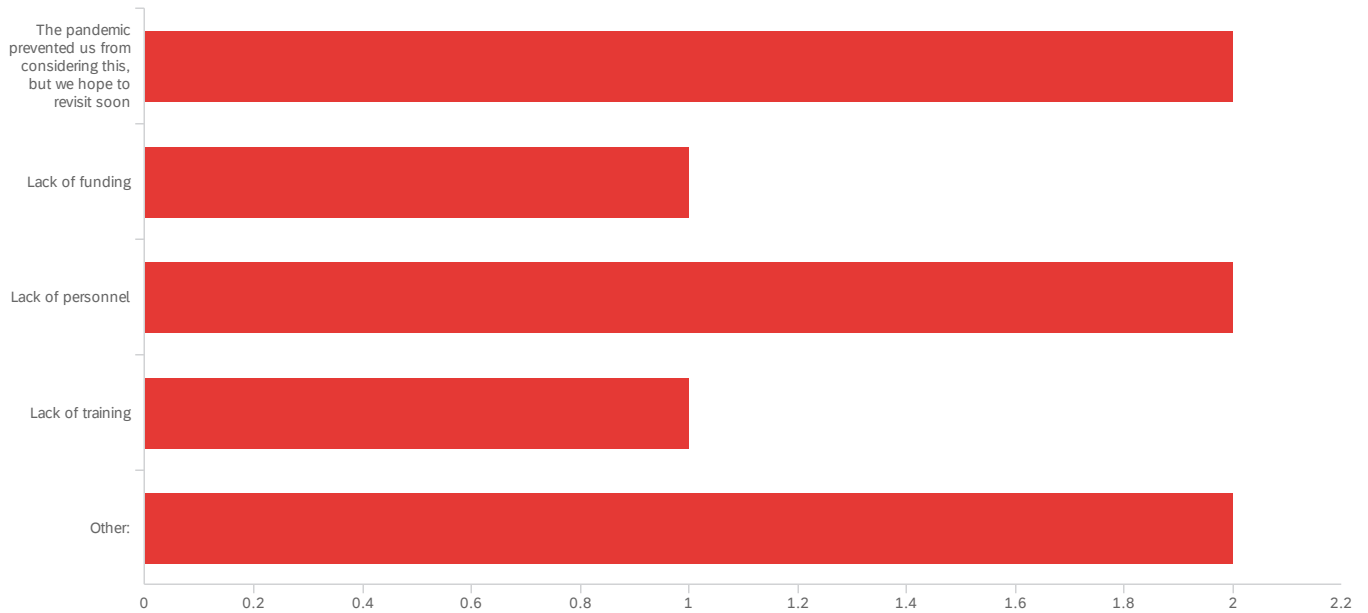


#	Field	Choice Count
1	New or different people will be involved in assessing the content and/or scope of our current digital collections	33.33% 1
2	We will use new criteria with which to assess our current digital collections	33.33% 1
3	We will assess our digital collections more frequently	0.00% 0
4	We will assess our digital collections less frequently	0.00% 0
5	We will change the workflow for assessing our current digital collections	33.33% 1
		3

Showing rows 1 - 6 of 6

Q58 - Which of the following is/are the major impediment(s) to making the desired

changes to your assessment process? Select all that apply.



#	Field	Choice Count
1	The pandemic prevented us from considering this, but we hope to revisit soon	25.00% 2
2	Lack of funding	12.50% 1
3	Lack of personnel	25.00% 2
4	Lack of training	12.50% 1
5	Other:	25.00% 2
		8

Showing rows 1 - 6 of 6

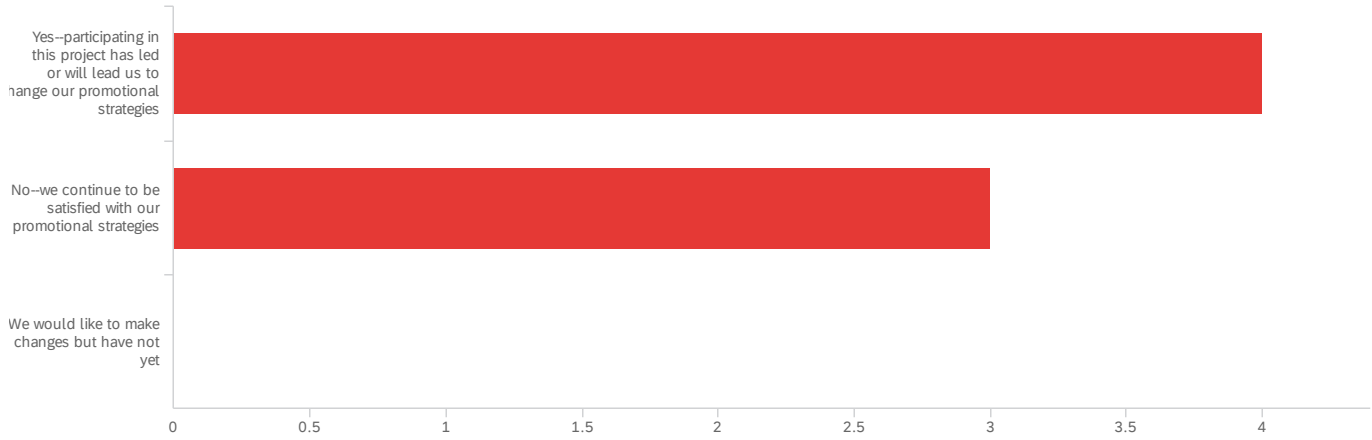
Q58_5_TEXT - Other:

Other:

Lack of time (multiple duties outside of digitization efforts)

Lack of time

Q59 - Has your participation in this project affected how your institution plans to promote your digital collections?

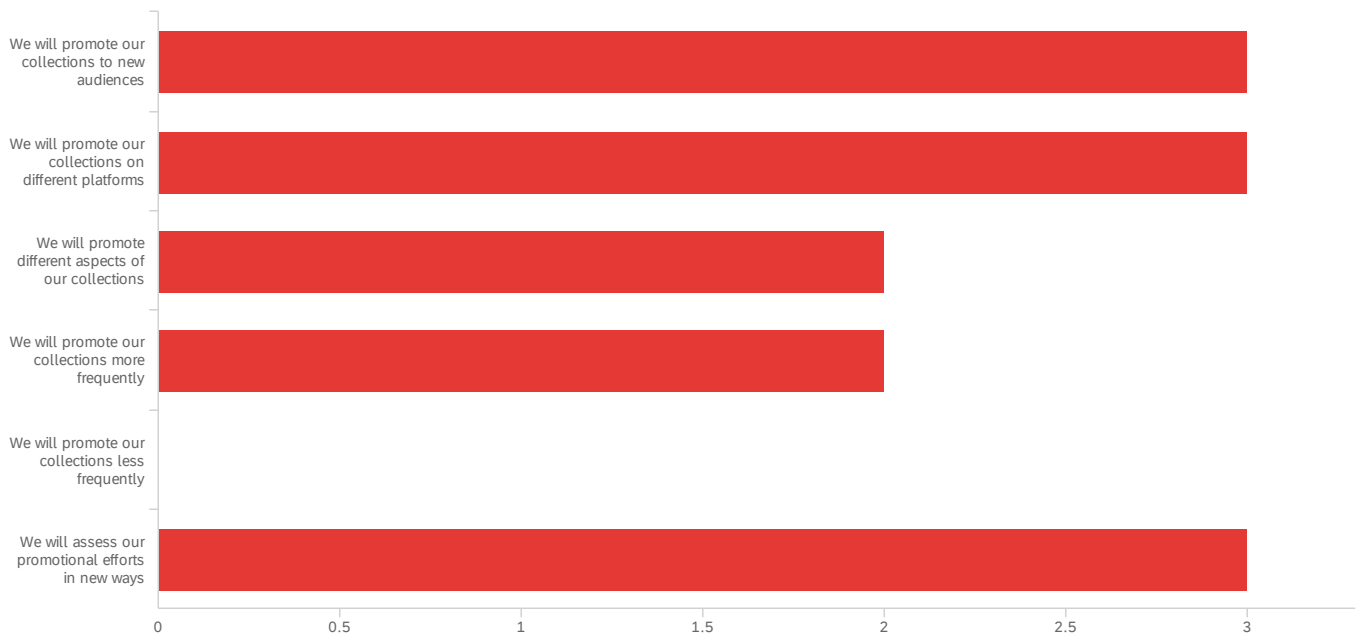


#	Field	Minimum	Maximum	Mean	Std Deviation	Variance	Count
1	Has your participation in this project affected how your institution plans to promote your digital collections?	1.00	2.00	1.43	0.49	0.24	7

#	Field	Choice Count
1	Yes--participating in this project has led or will lead us to change our promotional strategies	57.14% 4
2	No--we continue to be satisfied with our promotional strategies	42.86% 3
3	We would like to make changes but have not yet	0.00% 0
		7

Showing rows 1 - 4 of 4

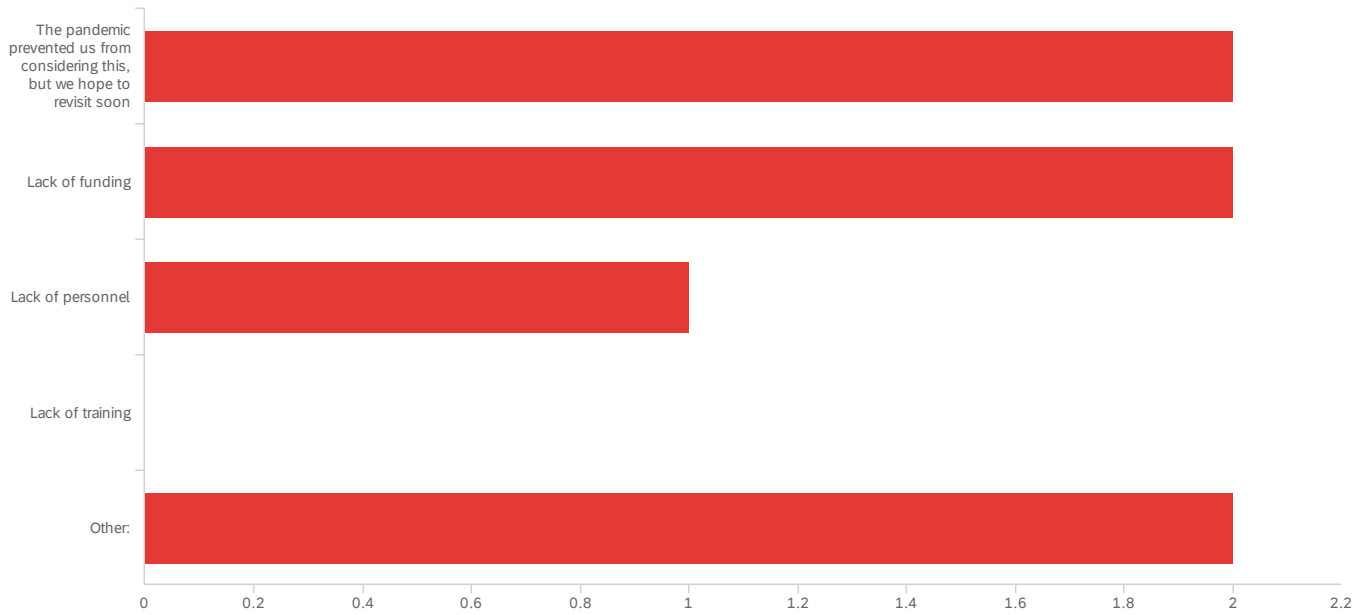
Q60 - In what ways will you change your promotional strategies? Select all that apply.



#	Field	Choice Count
1	We will promote our collections to new audiences	23.08% 3
2	We will promote our collections on different platforms	23.08% 3
3	We will promote different aspects of our collections	15.38% 2
4	We will promote our collections more frequently	15.38% 2
5	We will promote our collections less frequently	0.00% 0
6	We will assess our promotional efforts in new ways	23.08% 3

Q61 - Which of the following is/are the major impediment(s) to making the desired

promotional changes? Select all that apply.



#	Field	Choice Count
1	The pandemic prevented us from considering this, but we hope to revisit soon	28.57% 2
2	Lack of funding	28.57% 2
3	Lack of personnel	14.29% 1
4	Lack of training	0.00% 0
5	Other:	28.57% 2
		7

Showing rows 1 - 6 of 6

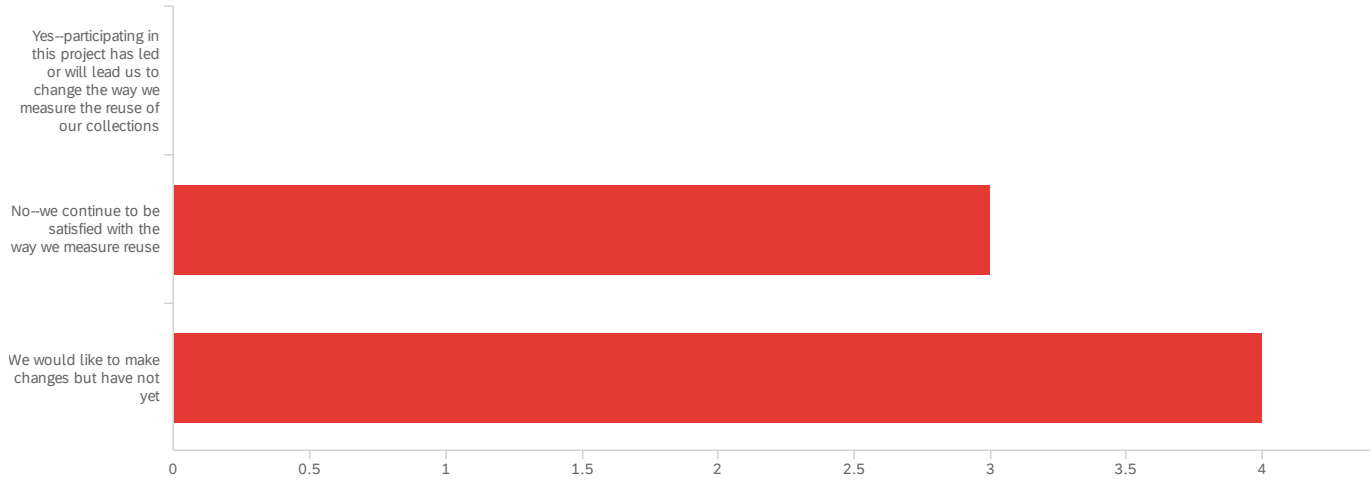
Q61_5_TEXT - Other:

Other:

Lack of time

We have a new P.R. person and are working on greater promotion of the resources

Q62 - Has your participation in this project changed the way you measure (or plan to measure) the reuse of your collections?



#	Field	Minimum	Maximum	Mean	Std Deviation	Variance	Count
1	Has your participation in this project changed the way you measure (or plan to measure) the reuse of your collections?	2.00	3.00	2.57	0.49	0.24	7

#	Field	Choice Count
1	Yes--participating in this project has led or will lead us to change the way we measure the reuse of our collections	0.00% 0
2	No--we continue to be satisfied with the way we measure reuse	42.86% 3
3	We would like to make changes but have not yet	57.14% 4
		7

Showing rows 1 - 4 of 4

Q63 - In what ways will you change the way you measure the reuse of your collections?

Select all that apply.

We will measure reuse with new methods (ex: reverse image lookup, webometrics, social media mentions, user surveys, etc.)

We will collect different kinds of data (ex: collections and objects cited in scholarship; collections and objects cited in non-academic work; links to collections or objects from external sites, etc.)

Other:

0

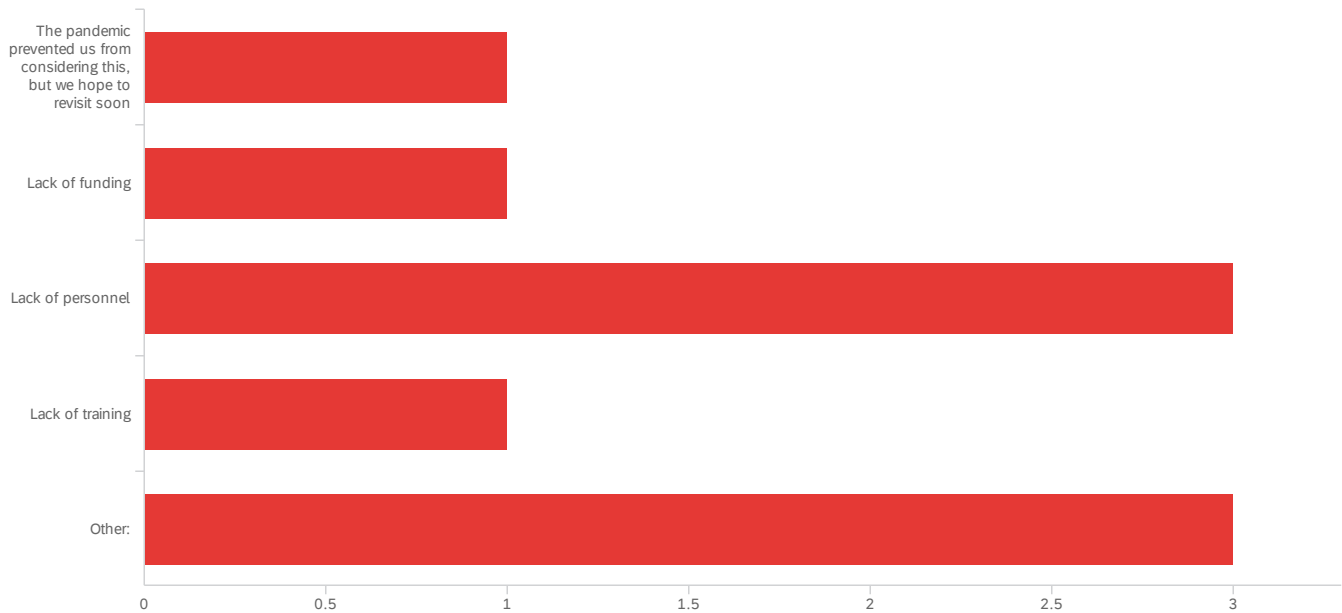
#	Field	Choice Count
1	We will measure reuse with new methods (ex: reverse image lookup, webometrics, social media mentions, user surveys, etc.)	0.00% 0
2	We will collect different kinds of data (ex: collections and objects cited in scholarship; collections and objects cited in non-academic work; links to collections or objects from external sites, etc.)	0.00% 0
3	Other:	0.00% 0
		0

Showing rows 1 - 4 of 4

Q63_3_TEXT - Other:

Other:

Q64 - Which of the following is/are the major impediment(s) to measuring reuse?



#	Field	Choice Count
1	The pandemic prevented us from considering this, but we hope to revisit soon	11.11% 1
2	Lack of funding	11.11% 1
3	Lack of personnel	33.33% 3
4	Lack of training	11.11% 1
5	Other:	33.33% 3
		9

Showing rows 1 - 6 of 6

Q64_5_TEXT - Other:

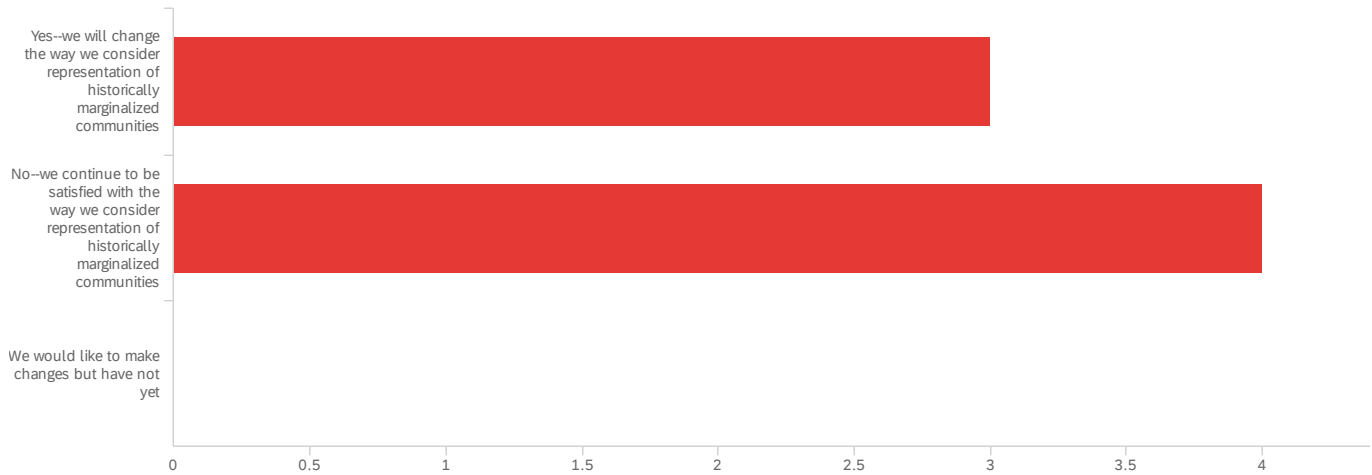
Other:

Lack of time (multiple duties outside of digitization efforts)

Lack of time

Lack of time

Q65 - Has your participation in this project changed the way you consider (or will consider) representation of historically marginalized communities when working with your digital collections?



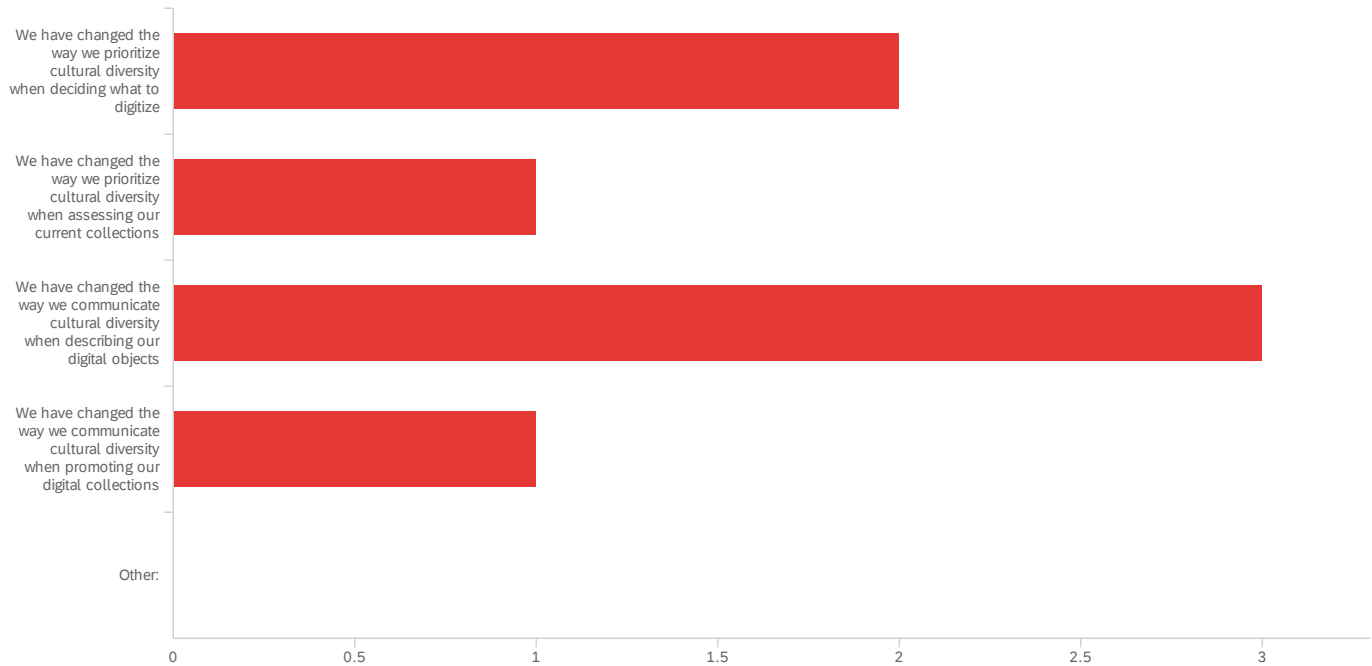
#	Field	Minimum	Maximum	Mean	Std Deviation	Variance	Count
1	Has your participation in this project changed the way you consider (or will consider) representation of historically marginalized communities when working with your digital collections?	1.00	2.00	1.57	0.49	0.24	7

#	Field	Choice Count
1	Yes--we will change the way we consider representation of historically marginalized communities	42.86% 3
2	No--we continue to be satisfied with the way we consider representation of historically marginalized communities	57.14% 4
3	We would like to make changes but have not yet	0.00% 0
		7

Showing rows 1 - 4 of 4

Q66 - In what ways have you changed (or planned to change) your consideration of the

way you represent historically marginalized communities? Select all that apply.



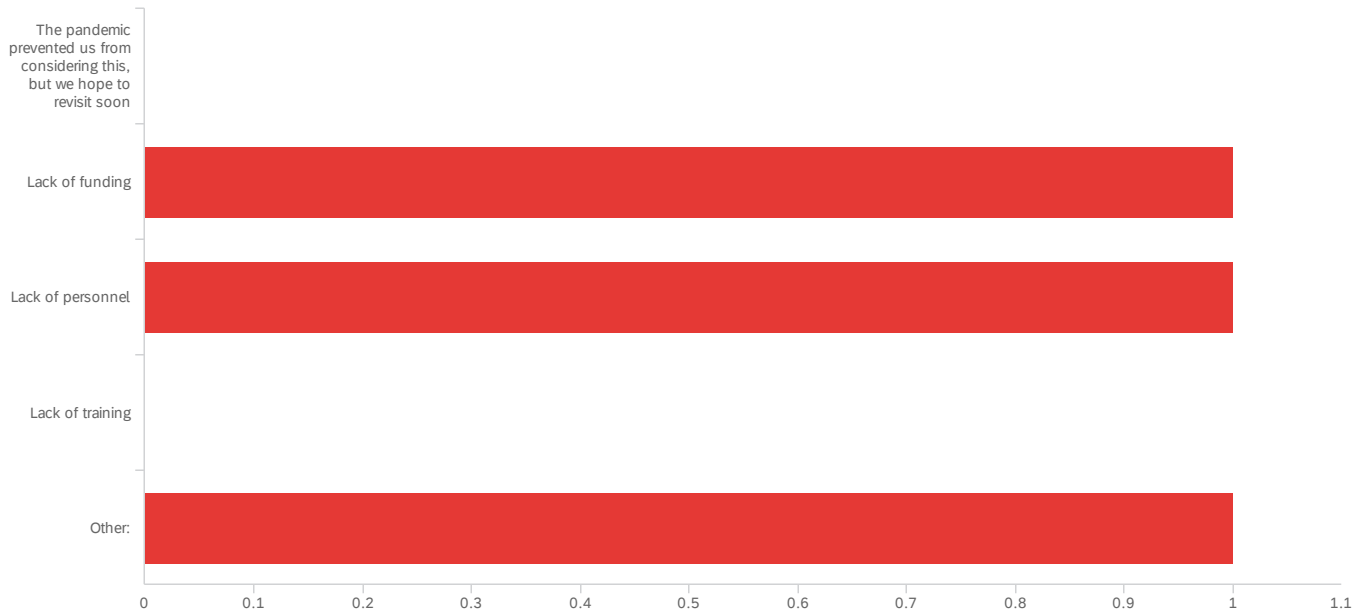
#	Field	Choice Count
1	We have changed the way we prioritize cultural diversity when deciding what to digitize	28.57% 2
2	We have changed the way we prioritize cultural diversity when assessing our current collections	14.29% 1
3	We have changed the way we communicate cultural diversity when describing our digital objects	42.86% 3
4	We have changed the way we communicate cultural diversity when promoting our digital collections	14.29% 1
5	Other:	0.00% 0
		7

Showing rows 1 - 6 of 6

Q66_5_TEXT - Other:

Other:

Q67 - Which of the following is/are the major impediment(s) to changing the way you consider representation of historically marginalized communities? Select all that apply.



#	Field	Choice Count
1	The pandemic prevented us from considering this, but we hope to revisit soon	0.00% 0
2	Lack of funding	33.33% 1
3	Lack of personnel	33.33% 1
4	Lack of training	0.00% 0
5	Other:	33.33% 1
		3

Showing rows 1 - 6 of 6

Q67_5_TEXT - Other:

Other:

Lack of time (multiple duties outside of digitization efforts)

Q68 - Has your participation in this project changed the way you handle (or hope to handle) rights statements when working with your digital collection? If so, how?

Has your participation in this project changed the way you handle (or hope...

Yes. Participation in this project has changed the way we hope to handle rights statements when working with digital collections by making sure that we assess how our digitized material and associate data will be used and how we allowed it to be accessed by users. It has changed the way we hope to promote transparency of how digital collections can and cannot be used by making statements clear and consistent for our institution and within the LDL framework as LDL administrators.

No

We have added a new disclaimer to our online catalog, and include new interpretations focused on marginalized or exploited communities in our exhibits as they apply.

The rights statement we use in the LDL is adequate. From our end, it is important to understand copyright before adding an item to the LDL.

This is one of my weak spots. I need more information and training to do this.

We include rights statements and always try to consider this. The project reminded us and that is always a good thing.

End of Report